




















Liebert® GXT4™ Selection Guide



Dell EMC Part Number	Vertiv™/ Liebert Model Number	Input				VA	Watts	Rack U Space	Output				UPS Rear Panel View
		Voltage (VAC)	Cord Length	Plug Type	Plug Image				Voltage (VAC)	Receptacle Quantity	Receptacle Type	Receptacle Picture	
A8173298	GXT4-500RT120	120	10 ft	NEMA 5-15P		500	450	2	120	6	NEMA 5-15R		
A8173299	GXT4-700RT120	120	10 ft	NEMA 5-15P		700	630	2	120	6	NEMA 5-15R		
A8173300	GXT4-1000RT120	120	10 ft	NEMA 5-15P		1000	900	2	120	6	NEMA 5-15R		
A8173301	GXT4-1500RT120	120	10 ft	NEMA 5-15P		1500	1350	2	120	6	NEMA 5-15R		
A8173302	GXT4-2000RT120	120	10 ft	NEMA 5-20P		2000	1800	2	120	6	NEMA 5-15/20R		
A8173303	GXT4-3000RT120	120	10 ft	NEMA L5-30P		3000	2700	2	120	6 1	NEMA 5-15/20R NEMA L5-30R"	 	

© 2019 Vertiv Co. All rights reserved. Vertiv and the Vertiv logo are trademarks or registered trademarks of Vertiv Co. All other names and logos referred to are trade names, trademarks or registered trademarks of their respective owners. While every precaution has been taken to ensure accuracy and completeness herein, Vertiv Co. assumes no responsibility, and disclaims all liability, for damages resulting from use of this information or for any errors or omissions. Specifications are subject to change without notice. GSC-DELL-024 (R02/19)



















Contacts:

Team email: GoDell@VertivCo.com

PDU/UPS Configurator: www.dellkvm.com/gotPDU

Liebert® GXT4™ Selection Guide



Dell EMC Part Number	Vertiv™/ Liebert Model Number	Input				VA	Watts	Rack U Space	Output				UPS Rear Panel View
		Voltage (VAC)	Cord Length	Plug Type	Plug Image				Voltage (VAC)	Receptacle Quantity	Receptacle Type	Receptacle Picture	
A8173304	GXT4-3000RT208	208	10 ft	NEMA L6-20P		3000	2700	2	208 or 240	2 1	NEMA L6-15R NEMA L6-20R		
A8173305	GXT4-5000RT208	208/120 240/120	Hardwired; 10 ft w/ optional PODs	Terminal Block; L14-30P w/ optional PODs		5000	4000	4	208/120 or 240/120	Hardwired (requires electrician)	Terminal Block; Various Recepta- cles w/ optional PODs (see sheet 2 for details)		
A8173306	GXT4-6000RT208	208/120 240/120	Hardwired; 10 ft w/ optional PODs	Terminal Block; L14-30P w/ optional PODs		6000	4800	4	208/120 or 240/120	Hardwired (requires electrician)	Terminal Block; Various Recepta- cles w/ optional PODs (see sheet 2 for details)		
A8173307	GXT4-6000RTL630	208	10 ft	L6-30P		6000	4200	5	208 or 240	2 2	NEMA L6-20R NEMA L6-30R		
A8173308	GXT4-8000RT208	208/120 240/120	Hardwired	Terminal Block		8000	7200	6	208/120 or 240/120	Hardwired (requires electrician)	Terminal Block; Various Recepta- cles w/ optional PODs (see sheet 3 for details)		
A8173309	GXT4-10000RT208	208/120 240/120	Hardwired	Terminal Block		10000	9000	6	208/120 or 240/120	Hardwired (requires electrician)	Terminal Block; Various Recepta- cles w/ optional PODs (see sheet 3 for details)		

Contacts:

Team email: GoDell@VertivCo.com

PDU/UPS Configurator: www.dellkvm.com/gotPDU